

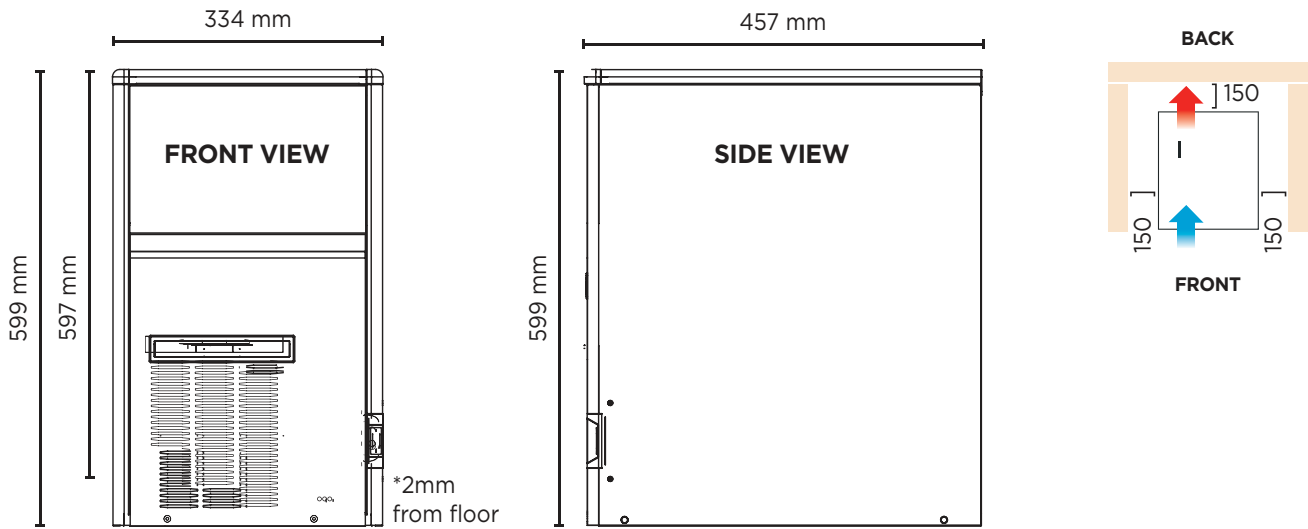
Self-Contained Ice Machine Hollow Cube - 32kg/24h - 6kg Capacity

| Ice Machines


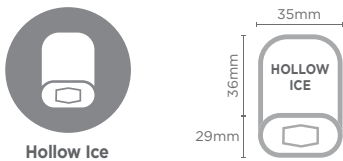


Self-Contained Ice Machine Hollow Cube - 32kg/24h - 6kg Capacity

| Ice Machines



Ice Dimensions



SPECIFICATIONS

Model	IM0032HC-NR
Part Number	3935192
Unit Weight	28kg
Packaged Weight	33kg
Ambient Temperature	43°C
Energy Consumption	5.95kWh/24h
Refrigeration Capacity	250W
Refrigerant	R290
Current	1.4A
Electrical Voltage	230V

Frequency	50Hz
Power Supply	Single Phase
Plug Supplied	1 x 10A
Plug Location	Rear, bottom left
Water Consumption	3.8L/h
Maximum Daily Production	32kg/24h
Ice Type	Hollow Cube
Storage Bin Capacity	6kg
Warranty	5 Years Bromic Extra Care Warranty - Parts and Labour

DIMENSIONS

	External (mm)
Width	334
Depth	457
Height	599
Packaged (mm)	
Width	400
Depth	530
Height	690

External height excludes legs
Production is based on kg/24hr at 10°C air & 10°C water