

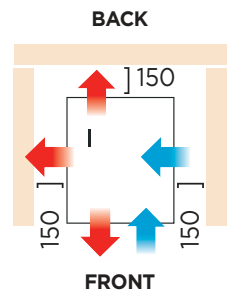
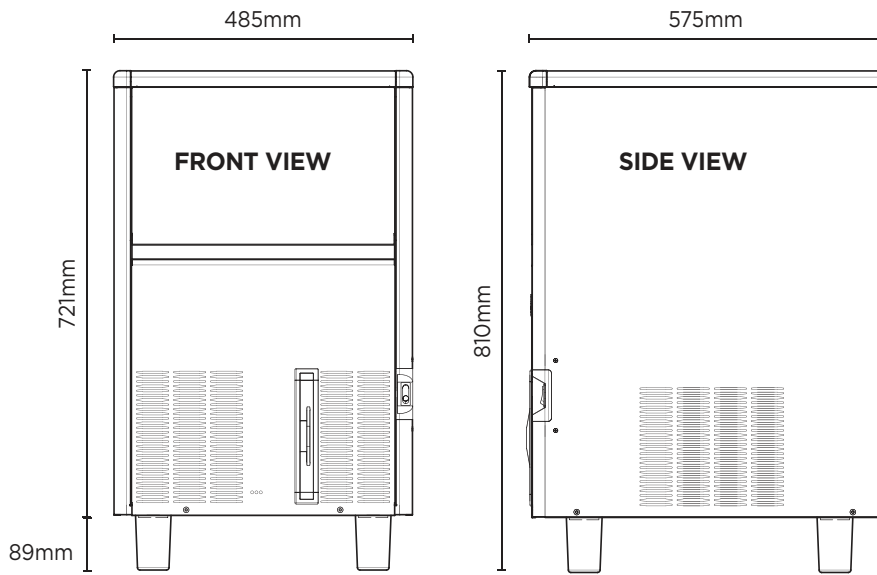
Self-Contained Ice Machine Hollow Cube - 47kg/24h - 17kg Capacity

| Ice Machines



Self-Contained Ice Machine Hollow Cube - 47kg/24h - 17kg Capacity


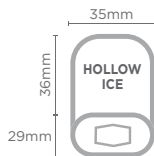
| Ice Machines



Ice Dimensions



Hollow Ice



SPECIFICATIONS

Model	IM0050HC-NR
Part Number	3935193
Unit Weight	45kg
Packaged Weight	53kg
Ambient Temperature	43°C
Energy Consumption	6.2 kWh/24h
Refrigeration Capacity	250W
Refrigerant	R290
Current	1.5A
Electrical Voltage	230V

External height excludes legs
Production is based on kg/24hr at 10°C air & 10°C water

Frequency	50Hz
Power Supply	Single Phase
Plug Supplied	1 x 10A
Plug Location	Rear, bottom left
Water Consumption	2L/h
Maximum Daily Production	50kg/24h
Ice Type	Hollow Cube
Storage Bin Capacity	17kg
Warranty	5 Years Bromic Extra Care Warranty - Parts and Labour

DIMENSIONS

External (mm)	
Width	485
Depth	575
Height	810
Packaged (mm)	
Width	550
Depth	640
Height	840