

**INSTRUCTION MANUAL  
UNDERBENCH FRIDGES  
AND FREEZERS**

3735204-NR, 3735206-NR, 3735209-NR, 3735211-NR  
3735212-NR, 3735213-NR, 3735230-NR, 3735231-NR  
3735232-NR



# CONTENTS

|  |           |
|--|-----------|
| <b>1. PREFIX</b>                             | <b>3</b>  |
| <b>2. IMPORTANT NOTES &amp; WARNINGS</b>     | <b>4</b>  |
| <b>3. PRODUCT OVERVIEW</b>                   | <b>6</b>  |
| <b>4. INSTALLATION</b>                       | <b>8</b>  |
| <b>5. OPERATION</b>                          | <b>10</b> |
| <b>6. PRODUCT LOADING AND STORAGE</b>        | <b>11</b> |
| <b>7. MAINTENANCE</b>                        | <b>11</b> |
| <b>8. TROUBLESHOOTING</b>                    | <b>12</b> |
| <b>9. ENVIRONMENTAL &amp; DISPOSAL NOTES</b> | <b>13</b> |
| <b>10. WARRANTY</b>                          | <b>14</b> |

# 1. PREFIX

This manual contains important information about the installation, operation, and maintenance of Bromic upright storage chillers and freezers. Please pay close attention to the important safety information shown throughout this instruction manual. Any safety information will be accompanied by the following safety alert symbols:

 DANGER,  WARNING,  IMPORTANT

- READ THIS MANUAL CAREFULLY before installing or servicing this product.
- Improper installation, operation, or maintenance can result in death, severe injury, or property damage.
- Improper installation, operation, or maintenance may also result in warranty being voided.
- This appliance is intended for 220-240 Volt power supply.
- Installation and maintenance MUST be carried out as per instruction, by a qualified technician in accordance with local regulation.

## 2. IMPORTANT NOTES AND WARNINGS

- Read all instructions before installing or using this appliance.
- Retain this manual for future reference.
- Use this appliance only as described in this manual. Any other use not recommended by the manufacturer may cause fire, electric shock or injury.
- Improper installation, adjustment or alteration and failure to follow the warnings and instructions in this manual could result in severe personal injury, death or property damage.
- The manufacturer is not responsible for any damage that could happen from improper use. The manufacturer emphasises that this appliance should be used in a responsible manner and that all procedures, warnings, and safety instructions contained in this booklet be followed strictly.
- Check the appliance for damage. Do not operate a damaged unit.
- Check for damage to the appliance regularly. If damage to the appliance is suspected, discontinue use immediately and contact the supplier or qualified person to repair.
- This appliance is not intended for use by people (including children) with reduced physical, sensory or mental capabilities, or lack of experience and knowledge, unless they have been given supervision or instruction concerning use of the appliance by a person responsible of their safety.
- Keep packaging material out reach of children.
- Children should be carefully supervised to ensure that they do not play with the appliance.
- Do not attempt to alter the appliance in any manner.
- Please pay attention to the maximum load limit when filling the shelves.
- All work on electrical equipment must be carried out by a qualified and licenced technician only.
- Do not perform maintenance until the appliance has been turned off and power disconnected.
- Never detach any cover except where specifically instructed in this manual. Doing so might expose live electrical parts.
- Do not operate the appliance with panels, covers or guards removed.
- Keep the air intake and outlets free of obstructions.
- Do not use the appliance outdoors.
- If the supply cord becomes damaged, it must be replaced by an authorised service agent or similarly qualified person in order to avoid a hazard.
- If the appliance has not been used, or will not be used for a long period of time, disconnect power supply.
- The appliance must be installed in accordance to AS1677.2:1998 to ensure there are no sources of ignition in any area where refrigerant could gather in the event of a leak.
- Electrical equipment should not be placed under the unit or where refrigerant could gather in the event of a leak.
- Installation/servicing of the appliance must be performed by a licenced technician with Gas Work Authorization if the appliance gas system is being opened or charged.



**Warning: Risk of fire /  
Flammable materials**

- The refrigerant used in this appliance is flammable, use caution during handling, servicing and disposal of the appliance.
- Do not store explosive substances such as aerosol cans with a flammable propellant in this appliance.
- **WARNING:** Keep clear of obstruction all ventilation openings in the appliance enclosure or in the structure for building-in.
- **WARNING:** Do not use mechanical devices or other means to accelerate the defrosting process, other than those recommended by the manufacturer.
- **WARNING:** Do not damage the refrigerating circuit.
- **WARNING:** Do not use electrical appliances inside the food/ice storage compartments unless they are of the type recommended by the manufacturer.
- **WARNING:** In order to reduce flammability hazards the installation of this appliance must only be carried out by a suitably qualified person

### 3. PRODUCT OVERVIEW

|                            |                  | <b>UBC1360GD<br/>-NR</b> | <b>UBC1360SD<br/>-NR</b> | <b>UBC1795GD<br/>-NR</b> | <b>UBC1795SD<br/>-NR</b> | <b>UBC2230GD<br/>-NR</b> |
|----------------------------|------------------|--------------------------|--------------------------|--------------------------|--------------------------|--------------------------|
| <b>Part Number</b>         |                  | 3735213-NR               | 3735204-NR               | 3735211-NR               | 3735206-NR               | 3735212-NR               |
| <b>External Dimension</b>  | Height, mm       | 850                      | 850                      | 850                      | 850                      | 850                      |
|                            | Width, mm        | 1360                     | 1360                     | 1795                     | 1795                     | 2230                     |
|                            | Depth, mm        | 700                      | 700                      | 700                      | 700                      | 700                      |
| <b>Net Capacity</b>        | Litres           | 282                      | 282                      | 417                      | 417                      | 553                      |
| <b>Net Weight</b>          | kg               | 98                       | 98                       | 134                      | 134                      | 153                      |
| <b>Air Circulation</b>     | Type             | Forced                   | Forced                   | Forced                   | Forced                   | Forced                   |
| <b>Climate Class</b>       | Class            | 4                        | 4                        | 4                        | 4                        | 4                        |
| <b>Max Ambient</b>         | Temperature      | 32°C                     | 38°C                     | 32°C                     | 38°C                     | 32°C                     |
| <b>Temperature</b>         | Range            | 1°C to 5°C               | 1°C to 5°C               | 1°C to 5°C               | 1°C to 5°C               | 1°C to 5°C               |
|                            | Type             | Digital                  | Digital                  | Digital                  | Digital                  | Digital                  |
| <b>Exterior</b>            | Material         | Stainless Steel          | Stainless Steel          | Stainless Steel          | Stainless Steel          | Stainless Steel          |
| <b>Interior</b>            | Material         | Stainless Steel          | Stainless Steel          | Stainless Steel          | Stainless Steel          | Stainless Steel          |
| <b>Electrical</b>          | Voltage, V a.c.  | 220-240                  | 220-240                  | 220-240                  | 220-240                  | 220-240                  |
|                            | Frequency, Hz    | 50                       | 50                       | 50                       | 50                       | 50                       |
|                            | Current, A       | 2.0                      | 2.0                      | 2.0                      | 2.0                      | 2.7                      |
|                            | Power, W         | 275                      | 275                      | 275                      | 275                      | 398                      |
| <b>Door</b>                | Solid/Glass      | Glass                    | Solid                    | Glass                    | Solid                    | Glass                    |
|                            | Type             | Hinged                   | Hinged                   | Hinged                   | Hinged                   | Hinged                   |
|                            | Self-Closing     | Yes                      | Yes                      | Yes                      | Yes                      | Yes                      |
|                            | Door Lock        | No                       | No                       | No                       | No                       | No                       |
| <b>Shelves</b>             | Qty              | (2+base)x2               | (2+base)x2               | (2+base)x3               | (2+base)x3               | (2+base)x4               |
|                            | Weight Limit, kg | 20                       | 20                       | 20                       | 20                       | 20                       |
|                            | Adjustable       | Yes                      | Yes                      | Yes                      | Yes                      | Yes                      |
| <b>Refrigeration</b>       | Refrigerant      | R600a                    | R600a                    | R600a                    | R600a                    | R290                     |
|                            | Charge, g        | 120                      | 120                      | 120                      | 120                      | 125                      |
| <b>Plug</b>                | Rating           | 10A                      | 10A                      | 10A                      | 10A                      | 10A                      |
| <b>Wheels</b>              | Type             | Castors                  | Castors                  | Castors                  | Castors                  | Castors                  |
|                            | Lockable         | Yes                      | Yes                      | Yes                      | Yes                      | Yes                      |
|                            | Quantity         | 4                        | 4                        | 4                        | 4                        | 4                        |
| <b>Extra Care Warranty</b> | Years            | 2                        | 2                        | 2                        | 2                        | 2                        |

\* Climate class 4 refers to 30°C ambient temperature and 55% relative humidity

|                            |                  | <b>UBC2230SD<br/>-NR</b> | <b>UBF1360SD<br/>-NR</b> | <b>UBF1795SD<br/>-NR</b> | <b>UBF2230SD<br/>-NR</b> |
|----------------------------|------------------|--------------------------|--------------------------|--------------------------|--------------------------|
| <b>Part Number</b>         |                  | 3735209-NR               | 3736230-NR               | 3736231-NR               | 3736232-NR               |
| <b>External Dimension</b>  | Height, mm       | 850                      | 850                      | 850                      | 850                      |
|                            | Width, mm        | 2230                     | 1360                     | 1795                     | 2230                     |
|                            | Depth, mm        | 700                      | 700                      | 700                      | 700                      |
| <b>Net Capacity</b>        | Litres           | 553                      | 282                      | 417                      | 553                      |
| <b>Net Weight</b>          | kg               | 153                      | 103                      | 136                      | 155                      |
| <b>Air Circulation</b>     | Type             | Forced                   | Forced                   | Forced                   | Forced                   |
| <b>Climate Class</b>       | Class            | 4                        | 4                        | 4                        | 4                        |
| <b>Max Ambient</b>         | Temperature      | 38°C                     | 38°C                     | 38°C                     | 38°C                     |
| <b>Temperature</b>         | Range            | 1°C to 5°C               | -18°C to -22°C           | -18°C to -22°C           | -18°C to -22°C           |
|                            | Type             | Digital                  | Digital                  | Digital                  | Digital                  |
| <b>Exterior</b>            | Material         | Stainless Steel          | Stainless Steel          | Stainless Steel          | Stainless Steel          |
| <b>Interior</b>            | Material         | Stainless Steel          | Stainless Steel          | Stainless Steel          | Stainless Steel          |
| <b>Electrical</b>          | Voltage, V a.c.  | 220-240                  | 220-240                  | 220-240                  | 220-240                  |
|                            | Frequency, Hz    | 50                       | 50                       | 50                       | 50                       |
|                            | Current, A       | 2.7                      | 4.5                      | 4.5                      | 4.5                      |
|                            | Power, W         | 398                      | 675                      | 675                      | 675                      |
| <b>Door</b>                | Solid/Glass      | Solid                    | Solid                    | Solid                    | Solid                    |
|                            | Type             | Hinged                   | Hinged                   | Hinged                   | Hinged                   |
|                            | Self-Closing     | Yes                      | Yes                      | Yes                      | Yes                      |
|                            | Door Lock        | No                       | No                       | No                       | No                       |
| <b>Shelves</b>             | Qty              | (2+base)x4               | (2+base)x2               | (2+base)x3               | (2+base)x4               |
|                            | Weight Limit, kg | 20                       | 20                       | 20                       | 20                       |
|                            | Adjustable       | Yes                      | Yes                      | Yes                      | Yes                      |
| <b>Refrigeration</b>       | Refrigerant      | R290                     | R290                     | R290                     | R290                     |
|                            | Charge, g        | 125                      | 125                      | 125                      | 125                      |
| <b>Plug</b>                | Rating           | 10A                      | 10A                      | 10A                      | 10A                      |
| <b>Wheels</b>              | Type             | Castors                  | Castors                  | Castors                  | Castors                  |
|                            | Lockable         | Yes                      | Yes                      | Yes                      | Yes                      |
|                            | Quantity         | 4                        | 4                        | 4                        | 4                        |
| <b>Extra Care Warranty</b> | Years            | 2                        | 2                        | 2                        | 2                        |


\* Climate class 4 refers to 30°C ambient temperature and 55% relative humidity

## 4. INSTALLATION

### Locating the Cabinet

Ensure the following instructions are observed as this is vital for proper and trouble-free operation.

- Do not install the cabinet outdoors.
- Locate the appliance in a dry and well ventilated place.
- The unit must be positioned on a level surface.
- Do not install in the vicinity of heating radiators or other heat sources.
- Do not install the appliance where it is exposed to direct sunlight.
- Do not install the appliance where it is exposed to warm draughts or open doors.
- Keep the air intake and outlets free of obstructions.
- Adequate allowance should be made for door openings.




### Ventilation

- Allow 150mm clearance between walls, ceiling and the appliance.
- Ensure that the condenser fan is free to take in ambient air from the room.
- Ensure adherence to minimum clearances and maximum ambient temperature for optimal performance and reliability

## Power Supply

- The appliance must not be plugged into a multiple outlet power board.
- The appliance is supplied with a flexible power cord fitted with a 3-pin plug.
- The socket used must be properly earthed and fuse/RCD protected.
- See the rating label inside the cabinet for supply voltage, frequency and current draw.
- Power cable should not be placed next to heat source such as room heater or other electrical appliance.
- Do not turn off power before consulting the person responsible.
- Mark the power source clearly, so the refrigerator is not unplugged or turned off accidentally.



## Before Operating

- Avoid tilting or transporting the appliance in a horizontal position. If the appliance were to be tilted, it must be left to stand in an upright position and not plugged in for at least 6 hours.
- Remove all the packaging material before using the appliance.
- Start the appliance only if it has been installed as described.

## 5. OPERATION

### Start-up

- Connect the appliance to the mains power supply and turn on the main switch by flipping it upward.
- The compressor and condenser fan should operate within 3 minutes after the main switch is turned on.
- The electronic controller will display the current cabinet temperature after the Refrigeration switch is turned on.
- The ❄️ LED indicates that refrigeration circuit is operating.
- During the start-up delay (3 minutes), the ❄️ LED is flashing.
- The 🌀 LED indicates that the refrigeration circuit is defrosting.

### Setting the temperature



- i. Press the **SET** button for more than 3 seconds.
- ii. The value of the set point will be displayed and the '°C' or '°F' LED starts blinking.
- iii. Press ▲ or ▼ arrow key within 10 seconds to adjust the set point.
- iv. Press the **SET** key again or wait 10 seconds.

## 6. PRODUCT LOADING AND STORAGE



**IMPORTANT:** Run the refrigerator for at least 2 hours before loading.



**WARNING:** Do not store explosive substances such as aerosol cans with a flammable propellant inside the appliance.

### Start-up

- Clean the interior surface with a soft cloth and warm water before loading.
- Ensure there is free circulation of air between the products.
- Do not block the evaporator fan.
- Do not overstock the refrigerator.
- Keep refrigerator door openings to a minimum.
- Some products are sensitive to ultraviolet (UV) light, please see storage guidelines from the manufacturer before removing from packaging.
- Maximum recommended shelf load (for each shelf) is specified in section 3 (page 5) of this manual. Do not overstock.

**NOTE: Bromic cannot be responsible for loss of stock or damage to stock.**

## 7. MAINTENANCE



**WARNING:** Disconnect the appliance from the power supply before performing any maintenance. Never unplug the appliance by pulling on the cord. Always grasp the plug firmly and pull straight out of the outlet.



**WARNING:** Exposure to significant water ingress will void warranty and cause potential safety issues. If the unit should be exposed to water, please contact the manufacturer immediately.

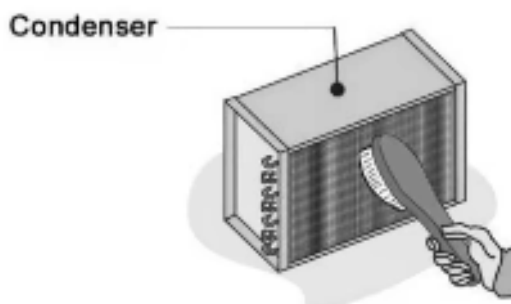
**IMPORTANT: Warranty may be void if there is no evidence of preventative maintenance is performed on the appliance.**

### Condenser Coil/Filter



**IMPORTANT:** The filter and the condenser coil must be cleaned once a month with vacuum/brush to maintain the performance and minimise power consumption. The filter (for selective models) can be removed for cleaning with water, make sure it is dried before reattaching. A poorly maintained condenser coil can lead to failure of the unit and higher cabinet temperatures.

The condenser can be accessed by opening the right hand side door (where controller is mounted) using the provided key. Use caution while cleaning as fins are sharp.



## Cleaning the Cabinet

- Remove the products and transfer to a suitable location prior to cleaning the inside of the cabinet.
- Do not use any aggressive or abrasive cleaning agents.
- Never use a water hose or a high-pressure jet to clean.
- Do not use sharp or pointed objects for cleaning.
- Clean the inside and outside of the appliance with a clean damp cloth or with a neutral cleanser.
- Dry all surfaces with a dry cloth.

## 8. TROUBLESHOOTING



**IMPORTANT:** Repairs on the unit must be carried out by an authorised and licenced person only. Contact the manufacturer or an approved service agent for any repairs needed.

| Symptom                      | Possible Cause(s)   |  |
|------------------------------|---|--|
| Unit does not work           | A. No power supply<br>B. Main switch off  | A. Check power supply<br>B. Turn on main switch  |
| Cabinet Temperature Too High | A. Ambient temperature too high<br>B. Inadequate ventilation<br>C. Wall clearances below minimum distance<br>D. Dirty condenser coil and filter<br>E. Ice build-up on evaporator coil | A. Relocate unit<br>B. Keep ventilation slots free<br>C. Adjust to minimum clearance<br>D. Clean<br>E. Check gaskets and set temperature |
| Cabinet Temperature Too Low  | A. Set temperature too low  | A. Adjust set temperature  |
| Water leak                   | A. Extreme operating condition  | A. Relocate unit   |
| Odour inside cabinet         | A. Cabinet dirty  | A. Clean   |
| Controller error code        | A. P1<br>B. P2<br>C. dA   | A. Room probe failure<br>B. Evaporator probe failure<br>C. Door open or door switch failure  |
| Noisy                        | A. Unlevel surface  | A. Relocate unit   |

## 9. ENVIRONMENTAL AND DISPOSAL NOTES

These refrigerated cabinets are designed to high standards of environmental protection and recycling convenience. Cyclopentane, an environmentally friendly foaming agent, has been used. Cyclopentane is distinguished by zero ozone depletion potential (ODP) and zero global warming potential (GWP). The refrigerant used and contained within a hermetically tight circuit is environmentally friendly and does not contain chlorine and zero ODP.

The device must be disposed of in accordance with applicable regulations. The WEEE regulations must be observed.

In the interest of preventing environmental nuisance and promoting re-use of the high quality materials employed, used commercial refrigeration equipment must be collected for expert disposal and recycling. Therefore, observe the following disposal regulations:

- The cabinet must not be discarded with regular waste.
- The refrigeration circuit must not be damaged.
- Before disposal, make it unserviceable by disconnecting the power plug and cutting off the power cable.
- Consult your local authorities or authorised dealers for details of collection and disposal facilities.
- Children are often unable to recognise the dangers associated with commercial refrigeration equipment. Proper supervision must be maintained and children must be prevented from playing with discarded refrigerated cabinets.
- The refrigerant used in this appliance is flammable. The refrigeration circuit must not be damaged.



**Warning: Risk of fire /  
Flammable materials**

## 10. WARRANTY




All Bromic products are manufactured to the highest quality standard and are supported by our Extra Care Service Warranty, including guarantees against any material or workmanship defects; guarantees that cannot be excluded under Australian Consumer Law.

Warranty Terms vary across the range. Please ensure you are familiar with the Terms and Conditions that apply to the purchase of your Bromic product by referring to the Warranty Policy included with your purchased product.

Alternatively, you can also download the Warranty Policy at [www.bromicgroup.com/warranty-information](http://www.bromicgroup.com/warranty-information)

### HOW TO PLACE A SERVICE REQUEST

- Please call 1300 276 642 to place a warranty service request and let the operator know whether you need Priority A or B service. More information can be found below.
- Ensure you have the serial number of your product ready before contacting us.
- The serial number of your product can be found on a compliance plate located on the inside right and at the rear of your cabinet.



Compliance Plate Example 1

## SERVICE REQUEST PRIORITY



### PRIORITY **A** SERVICE

When the unit is **NOT** performing its primary function such as cooling or heating, or presents an OH&S or food safety risk



### PRIORITY **B** SERVICE

When the unit is performing its primary function, and presents no OH&S or food safety risk. i.e. lights, gaskets, locks, door adjustment



### SERVICE CALL PLACED **BEFORE** MIDDAY

Priority A - Technician to attend site within 4 hours

Priority B - Technician to attend site within 8 business hours



### SERVICE CALL PLACED **AFTER** MIDDAY

Priority A - Technician attends site before midday on the following business day

Priority B - Technician attends site before 4pm on the following business day

**BROMIC REFRIGERATION**

10 Phiney Place, Ingleburn (Sydney)  
NSW 2565 Australia  
T. 1300 276 642

For further product information  
[bromicrefrigeration.com.au](http://bromicrefrigeration.com.au)